



Thermal Edge Inc.TM

TEMPERATURE CONTROL SOLUTIONS FOR ELECTRICAL ENCLOSURES

AIR TO AIR HEAT EXCHANGERS

Heat Pipe Technology
Closed Loop Design

Available in 115 & 230VAC, 24 & 48VDC

NEMA Types 12, 4 and 4X

UL Listed for Standard and Hazardous Locations



MADE IN AMERICA MATTERS...



COMPACT SERIES

**AIR TO AIR HEAT EXCHANGER | 22 WATTS/°C (12 WATTS/°F)
INDOOR/OUTDOOR, UL TYPES 12, 4 & 4X AVAILABLE**



Advantages

- Industry leading 5-Year Workmanship Warranty
- High efficiency heat pipe design
- Standard units include on/off switch
- NEMA Type 12, 4 & 4X
- Coated coils standard on all units
- 115VAC, 230VAC & 24VDC
- Needs no filter
- UL Listed for standard & hazardous location
- Equipment tested to perform and built to last
- Units designed with our customers' applications and environments in mind

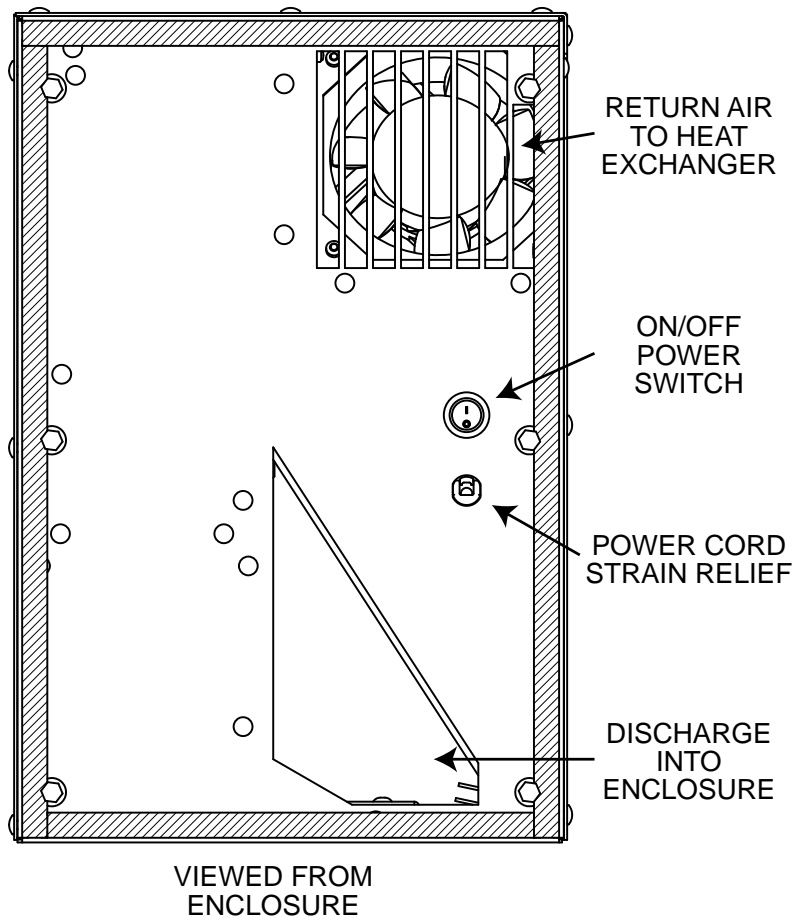
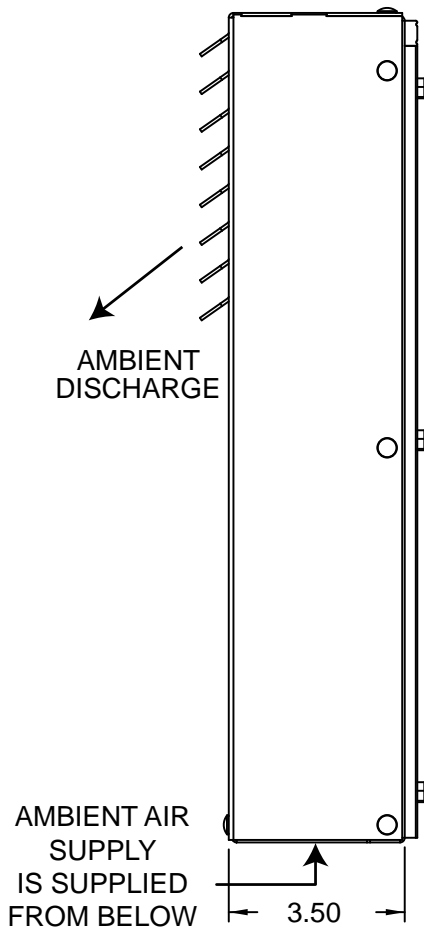
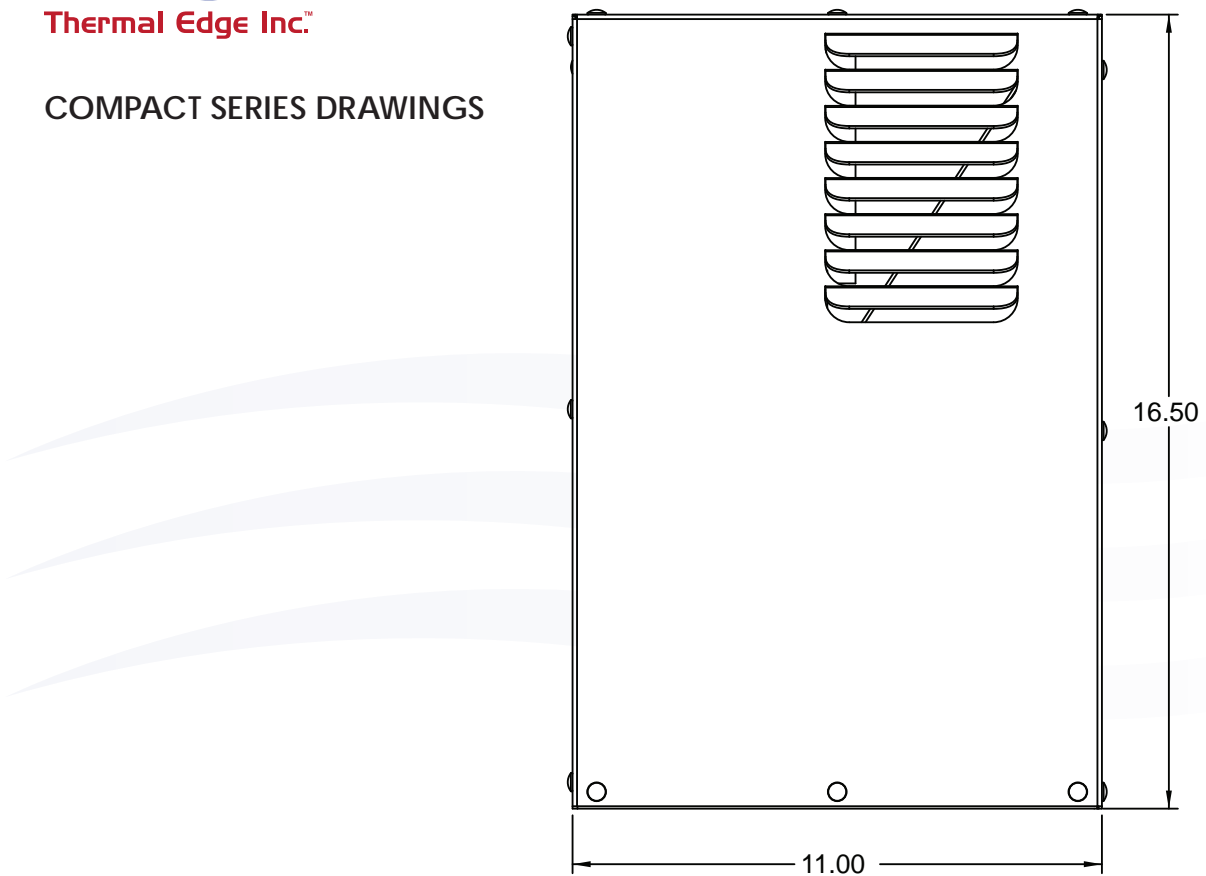
OPTIONS:

- Hazardous Location Class 1, Div 2, Groups A,B,C,D (XJX)



Model	UL Type	Material	Voltage/Hz.	Running Amps	Watts	Max. Op. Temp.	H x W x D	Weight (lbs.) Unit/Ship
A2AC08012012	12	Powder coated steel	115/50-60	0.35	22°C (12°F)	149°F	16.5" x 11" x 3.5"	16 / 18
A2AC08012004	4	Powder coated steel	115/50-60	0.35	22°C (12°F)	149°F	16.5" x 11" x 3.5"	16 / 18
A2AC0801204X	4X	Stainless steel	115/50-60	0.35	22°C (12°F)	149°F	16.5" x 11" x 3.5"	16 / 18
A2AC08023012	12	Powder coated steel	230/50-60	0.20	22°C (12°F)	149°F	16.5" x 11" x 3.5"	16 / 18
A2AC08023004	4	Powder coated steel	230/50-60	0.20	22°C (12°F)	149°F	16.5" x 11" x 3.5"	16 / 18
A2AC0802304X	4X	Stainless steel	230/50-60	0.20	22°C (12°F)	149°F	16.5" x 11" x 3.5"	16 / 18
A2AC080D2412	12	Powder coated steel	24VDC	0.80	22°C (12°F)	149°F	16.5" x 11" x 3.5"	16 / 18
A2AC080D2404	4	Powder coated steel	24VDC	0.80	22°C (12°F)	149°F	16.5" x 11" x 3.5"	16 / 18
A2AC080D244X	4X	Stainless steel	24VDC	0.80	22°C (12°F)	149°F	16.5" x 11" x 3.5"	16 / 18

COMPACT SERIES DRAWINGS



**AIR TO AIR HEAT EXCHANGER | 44 WATTS/°C (24 WATTS/°F)
INDOOR/OUTDOOR, UL TYPES 12, 4 & 4X AVAILABLE**



Advantages

- Industry leading 5-Year Workmanship Warranty
- High efficiency heat pipe design
- Standard units include on/off switch
- NEMA Type 12, 4 & 4X
- Coated coils standard on all units
- 115VAC, 230VAC, 24VDC & 48VDC
- Needs no filter
- UL Listed for standard & hazardous location
- Equipment tested to perform and built to last
- Units designed with our customers' applications and environments in mind

OPTIONS:

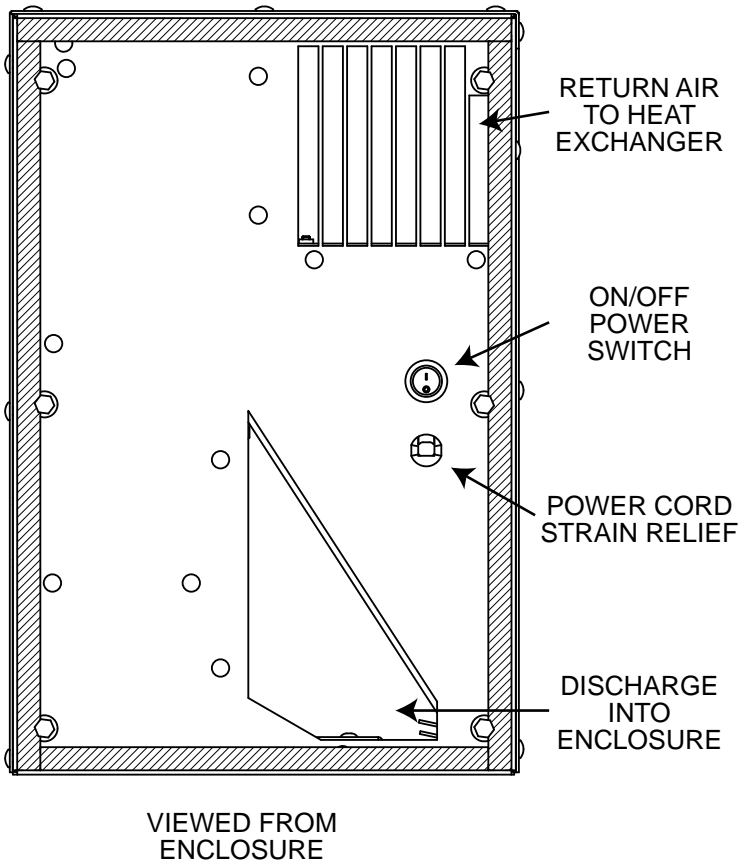
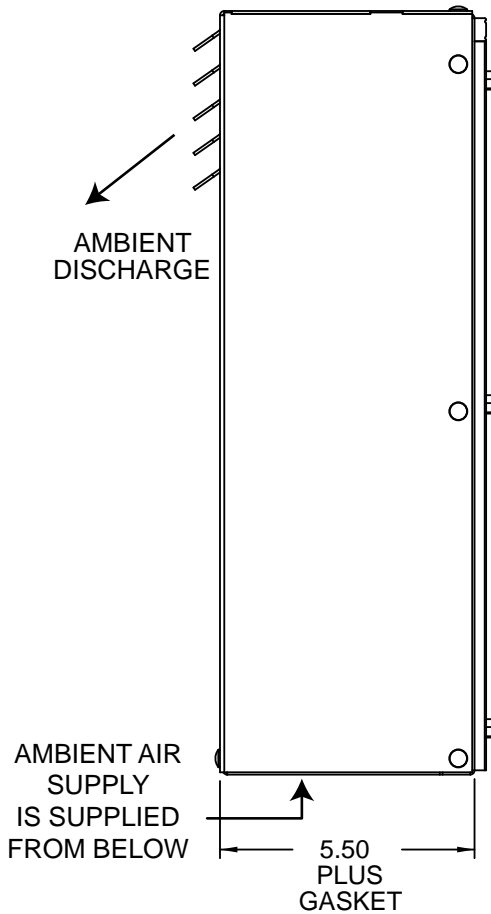
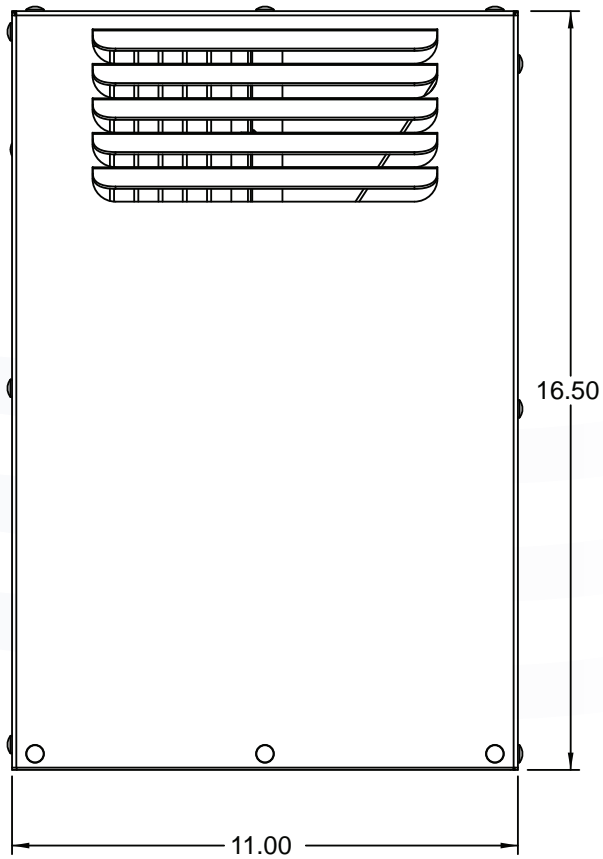
- Hazardous Location Class 1, Div 2, Groups A,B,C,D (XJX)



Model	UL Type	Material	Voltage/Hz.	Running Amps	Watts	Max. Op. Temp.	H x W x D	Weight (lbs.) Unit/Ship
A2AD16012012	12	Powder coated steel	115/50-60	0.35	44°C (24°F)	149°F	16.5" x 11" x 5.5"	20 / 22
A2AD16012004	4	Powder coated steel	115/50-60	0.35	44°C (24°F)	149°F	16.5" x 11" x 5.5"	20 / 22
A2AD1601204X	4X	Stainless steel	115/50-60	0.35	44°C (24°F)	149°F	16.5" x 11" x 5.5"	20 / 22
A2AD16023012	12	Powder coated steel	230/50-60	0.18	44°C (24°F)	149°F	16.5" x 11" x 5.5"	20 / 22
A2AD16023004	4	Powder coated steel	230/50-60	0.18	44°C (24°F)	149°F	16.5" x 11" x 5.5"	20 / 22
A2AD1602304X	4X	Stainless steel	230/50-60	0.18	44°C (24°F)	149°F	16.5" x 11" x 5.5"	20 / 22
A2AD160D2412	12	Powder coated steel	24VDC	0.80	44°C (24°F)	149°F	16.5" x 11" x 5.5"	20 / 22
A2AD160D2404	4	Powder coated steel	24VDC	0.80	44°C (24°F)	149°F	16.5" x 11" x 5.5"	20 / 22
A2AD160D244X	4X	Stainless steel	24VDC	0.80	44°C (24°F)	149°F	16.5" x 11" x 5.5"	20 / 22
A2AD160D4812	12	Powder coated steel	48VDC	0.40	44°C (24°F)	149°F	16.5" x 11" x 5.5"	20 / 22
A2AD160D4804	4	Powder coated steel	48VDC	0.40	44°C (24°F)	149°F	16.5" x 11" x 5.5"	20 / 22
A2AD160D484X	4X	Stainless steel	48VDC	0.40	44°C (24°F)	149°F	16.5" x 11" x 5.5"	20 / 22

DEEP SERIES DRAWINGS

12/14/2023



**AIR TO AIR HEAT EXCHANGER | 71.6 WATTS/°C (40 WATTS/°F)
INDOOR/OUTDOOR, UL TYPES 12, 4 & 4X AVAILABLE**



Advantages

- Industry leading 5-Year Workmanship Warranty
- High efficiency heat pipe design
- Standard units include on/off switch
- NEMA Type 12, 4 & 4X
- Coated coils standard on all units
- 115VAC, 230VAC, 24VDC & 48VDC
- Needs no filter
- UL Listed for standard & hazardous location
- Equipment tested to perform and built to last
- Units designed with our customers' applications and environments in mind

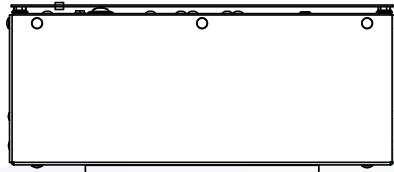
OPTIONS:

- Hazardous Location Class 1, Div 2, Groups A,B,C,D (XJX)

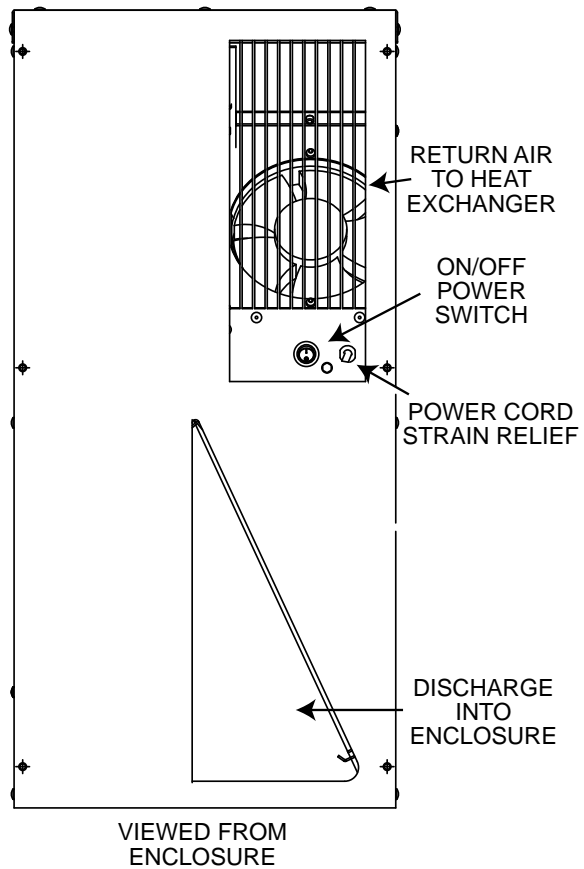
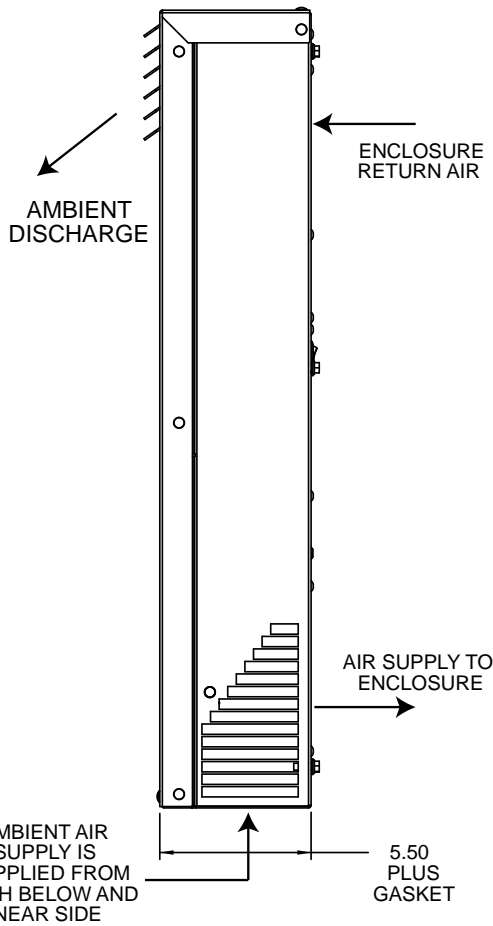
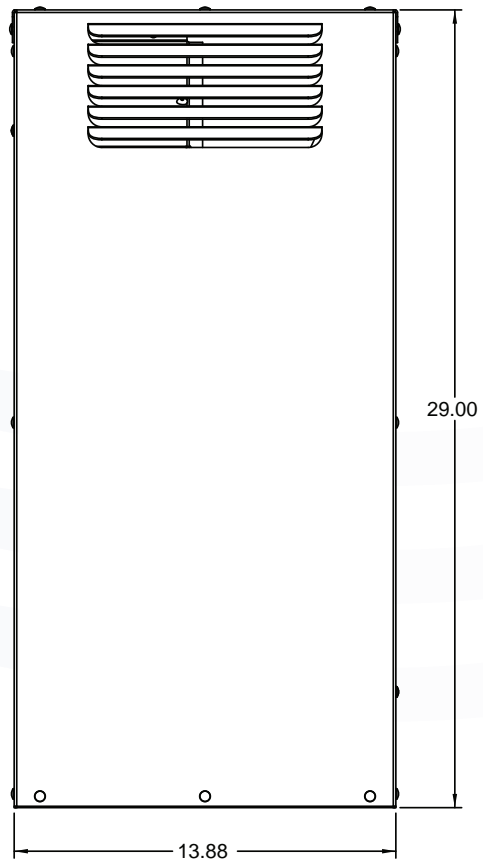


Model	UL Type	Material	Voltage/Hz.	Running Amps	Watts	Max. Op. Temp.	H x W x D	Weight (lbs.) Unit/Ship
A2AT26012012	12	Powder coated steel	115/50-60	0.47	71.6°C (40°F)	160°F	29" x 13.88" x 5.5"	34 / 36
A2AT26012004	4	Powder coated steel	115/50-60	0.47	71.6°C (40°F)	160°F	29" x 13.88" x 5.5"	34 / 36
A2AT2601204X	4X	Stainless steel	115/50-60	0.47	71.6°C (40°F)	160°F	29" x 13.88" x 5.5"	34 / 36
A2AT26023012	12	Powder coated steel	230/50-60	0.24	71.6°C (40°F)	160°F	29" x 13.88" x 5.5"	34 / 36
A2AT26023004	4	Powder coated steel	230/50-60	0.24	71.6°C (40°F)	160°F	29" x 13.88" x 5.5"	34 / 36
A2AT2602304X	4X	Stainless steel	230/50-60	0.24	71.6°C (40°F)	160°F	29" x 13.88" x 5.5"	34 / 36
A2AT260D2412	12	Powder coated steel	24VDC	1.94	71.6°C (40°F)	160°F	29" x 13.88" x 5.5"	34 / 36
A2AT260D2404	4	Powder coated steel	24VDC	1.94	71.6°C (40°F)	160°F	29" x 13.88" x 5.5"	34 / 36
A2AT260D244X	4X	Stainless steel	24VDC	1.94	71.6°C (40°F)	160°F	29" x 13.88" x 5.5"	34 / 36
A2AT260D4812	12	Powder coated steel	48VDC	0.96	71.6°C (40°F)	160°F	29" x 13.88" x 5.5"	34 / 36
A2AT260D4804	4	Powder coated steel	48VDC	0.96	71.6°C (40°F)	160°F	29" x 13.88" x 5.5"	34 / 36
A2AT260D484X	4X	Stainless steel	48VDC	0.96	71.6°C (40°F)	160°F	29" x 13.88" x 5.5"	34 / 36

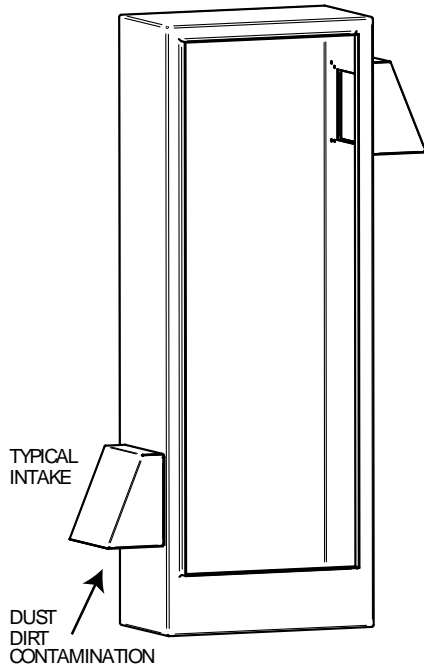
TALL SERIES DRAWINGS



TOP VIEW



COMPONENTS ARE FAILING INSIDE ELECTRICAL ENCLOSURES WHEN USING FILTERED FAN PACKAGES



FACT:

- Filtered Fans introduce dirt and contamination into every electrical enclosure using them.
- Drives and PLCs do not like dirt, dust and contamination.
- Filtered Fans can never produce a true closed loop cooling solution.
- No matter how effective your filter is, dirt and particulates will enter your enclosure.

In this image, a standard installation shows where the dirt and particulate will enter the enclosure and be pulled in by the fans on your drives and devices. Filters or not, contamination is invited in by this open loop approach.



CONSIDER A BETTER SOLUTION— AN AIR TO AIR HEAT EXCHANGER:

- Always closed loop
- Low cost and maintenance free
- Easier to mount on only one side of your enclosure
- Energy efficient, using no more power than a filtered fan system
- Filter free, so no diminished cooling capacity.
- Air to air heat exchangers are available in NEMA types 12, 4 and 4x

*In this image, a standard installation demonstrates the closed loop condition maintained by the Air to Air Heat Exchanger. Cool air inlet and outlet vents are completely covered by the heat exchanger. This provides NEMA Type 12, 4 or 4X.**

**All information subject to change without notice*